

MAX.gov

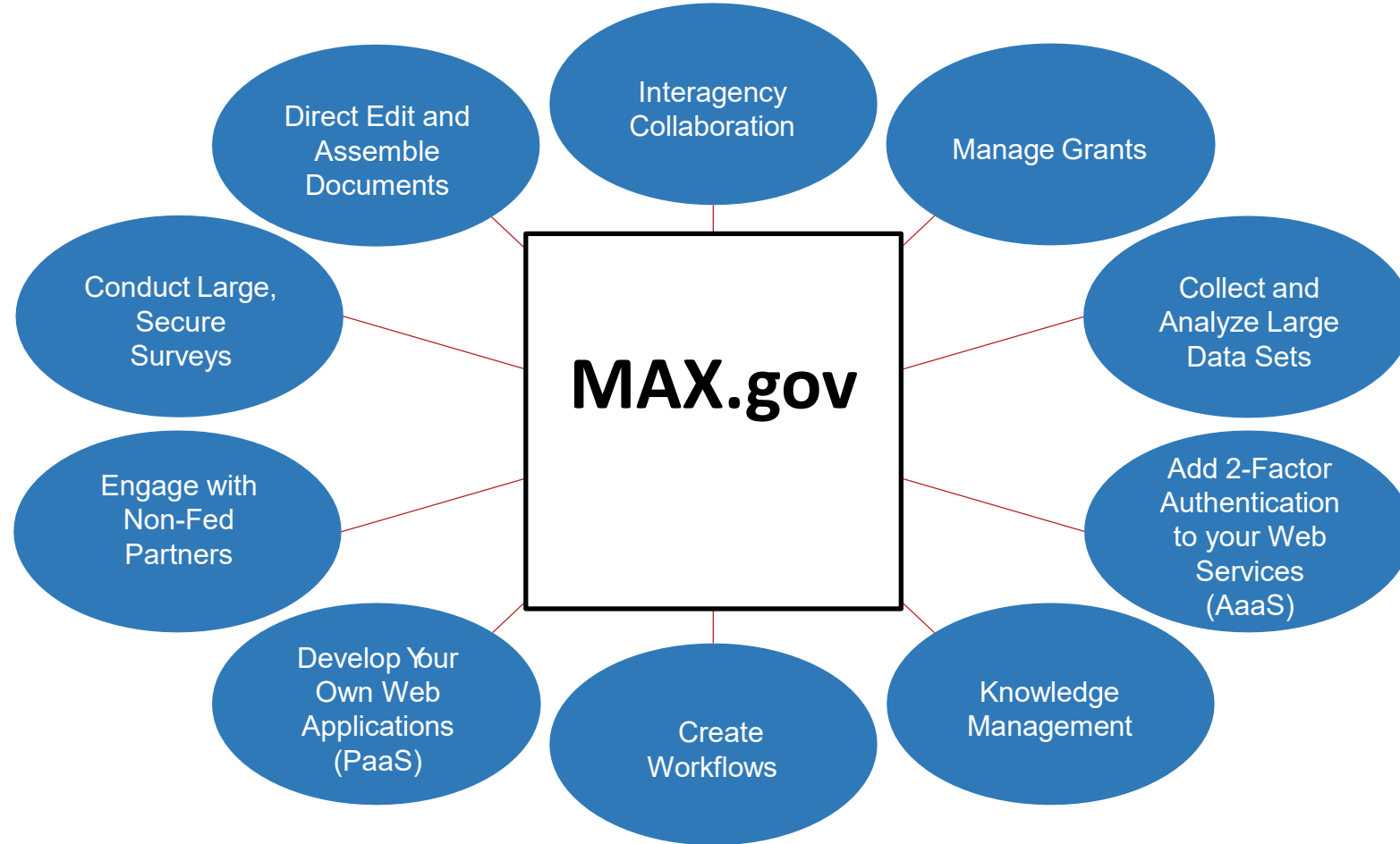
Shared Services for Federal Agencies

What is MAX.gov?

- A government-wide suite of advanced collaboration, information sharing, data collection, publishing, business intelligence and authentication tools and services
- A platform for agencies to securely collaborate with:
 - Other agencies
 - Other branches of government
 - State, local and tribal governments
 - Foreign governments
 - Non-governmental partners



What can I do with MAX?



And so much more!

MAX Leverages Industry Leading Technology



Why Should I Use MAX?

MAX provides a wide variety of cloud based solutions for Federal use



Built-in support services



Quick procurement and rapid delivery



Lower cost than comparable options



Complies with Federal Records requirements



Commitment to accessibility



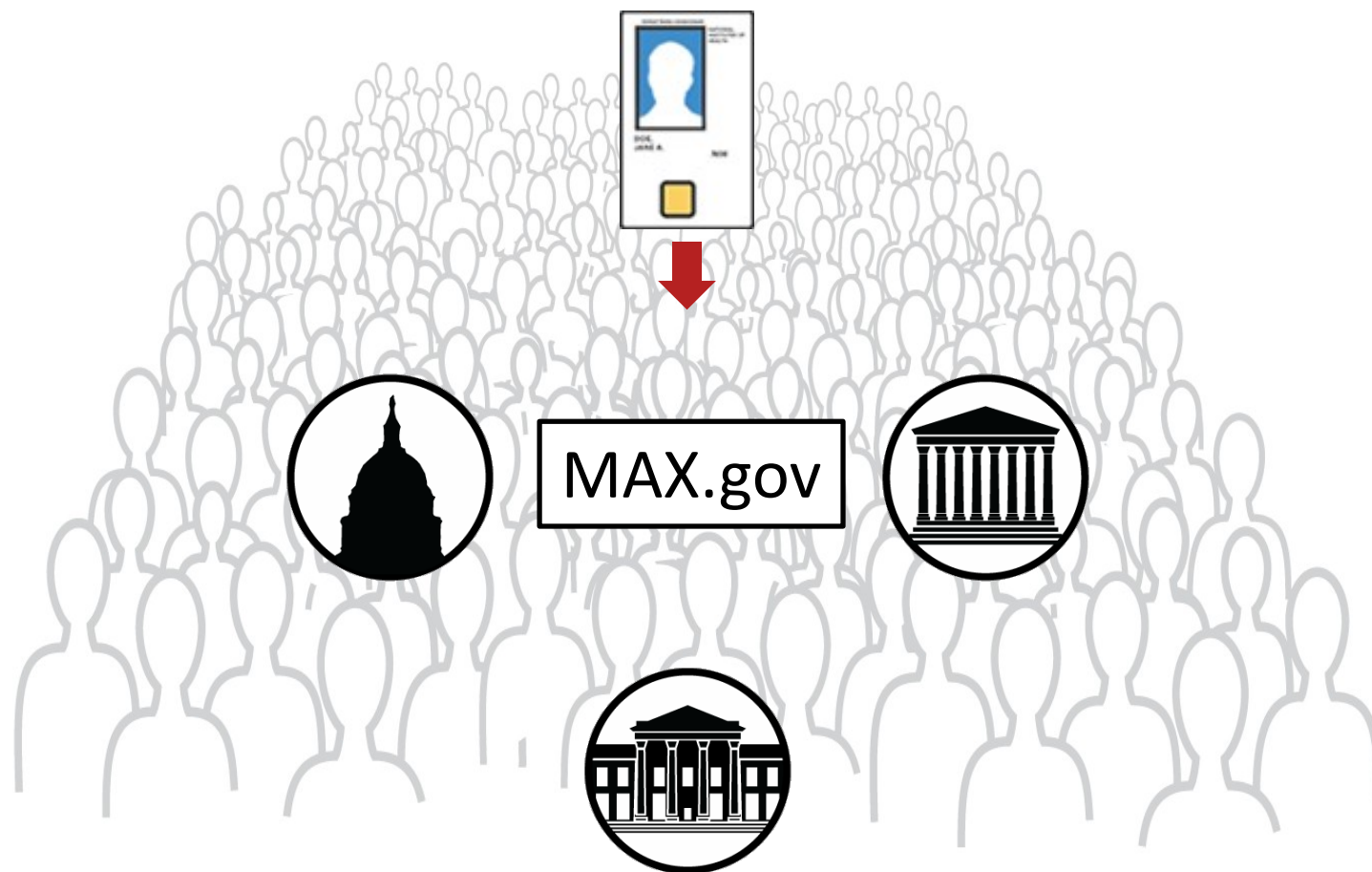
Is MAX Safe?

- MAX is FEDRAMP authorized for FISMA Moderate Information
- PIV/CAC access and 2-factor authentication available for added protection
- Partition information for different audiences
- Permissions can be customized for each page, data collection form, and workflow stage
- Permissions can be managed via groups or by individual
- For more information see go.max.gov/security

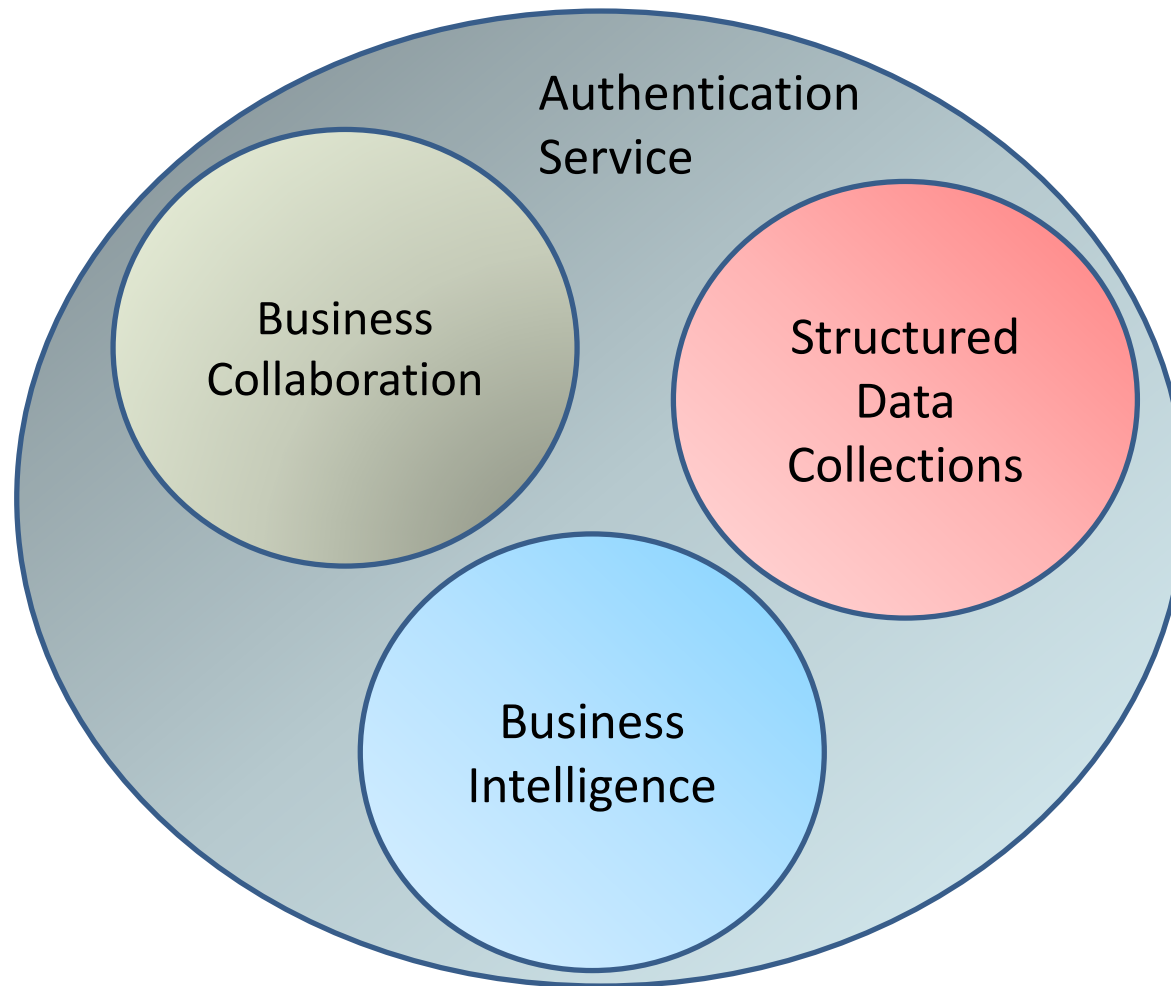


Who Uses MAX?

- 250,000+ unique users
- 180 federal agencies
- All branches of government
- Anyone with a federal email address can sign up in just minutes
- 20,000+ unique state, local, tribal, and other non-Fed partners



MAX.gov Four Key Services




- Authentication wraps around business services
- Collaboration - document creation, review, and sharing
- Structured data collection – typed data, workflows, complex business rules
- Business Intelligence – ad hoc and canned reports

MAX Authentication Services

- Automatic registration for federal users by email domain
- HSPD-12 PIV / DOD CAC cards and SMS 2-factor for sensitive activities
- Enterprise Federated Partner Automated Login (i.e. single sign-on) with agencies
- Usable by non-MAX.gov systems as a cost-effective service (e.g. Cyberscope, Data.gov, many others)

SIGN IN USING ...

PIV OR CAC CARD



PLUG IN YOUR
PIV/CAC CARD

Continue with **PIV/CAC**

MAX.GOV USER ID

User ID

Password:











☐ Use MAX Secure+ SMS Two-Factor ?

Continue with **User ID**

[Forgot, Set, or Change Your Password](#)

MAX AGENCY FEDERATED PARTNER

CLICK ON YOUR AGENCY TO CONTINUE

 NASA	 DOJ -- Secure Plus Capable	 HHS	 MCC -- Secure Plus Capable	 USAID
 NAVMED -- Secure Plus Capable	 Treasury Enterprise	 OGE -- Secure Plus Capable	 Department of Education -- Secure Plus Capable	 Veterans Administration

Business Collaboration using MAX Community

[Home](#)[About Us](#)[Our Work](#)[Contact Us](#)

Let's make your budget experience extraordinary

We work together to develop modern, adaptable, and cost effective solutions for the federal budget community's process, technology, and human capital needs.

KNOW



Learn what federal agencies are using for automation, data collection, and collaboration. We work with our Partner Agencies to pool our knowledge and resources and develop solutions to common budget challenges.

GROW



Take advantage of our free budget training modules and career development materials; sit in on technology courses, panel discussions, and brownbag sessions with budget process experts; and attend our Forums, where you will meet and learn from other passionate budget professionals.

SHOW



Let us know how we can make your life easier by submitting an idea for a project, or join the conversation by signing up to be a part of a workgroup. We are always interested in hearing about the cool things that agencies are working on!

[SEE WHAT WE CAN DO TOGETHER](#)

Rich Collaboration and Content Management Features

The screenshot displays the MAX.gov web application interface with several callout boxes highlighting specific features:

- "Find" feature to easily locate users and content in multiple ways:** Points to the "Find" dropdown menu in the top navigation bar.
- Extensive Help Section:** Points to the "Help" dropdown menu in the top navigation bar.
- Flexible Access Restrictions - Any combination of users and MAX Groups:** Points to the "PERMISSIONS RESTRICTED" dropdown menu on the left sidebar.
- "Breadcrumb" trail to easily trace your steps:** Points to the breadcrumb trail: Dashboard > OMB > Home > OMB-Onl > OMB Offi > BRD - Budget Review Division.
- Fully-Indexed Search with advanced facets:** Points to the "Search The MAX Community" search bar.
- Favorites Pages:** Points to the "Favorites" dropdown menu in the top navigation bar.
- Watch Any Page (or family of pages) to be notified of activity via email:** Points to the "Watchers (1 of 1)" dropdown menu in the top navigation bar.


The interface also shows a "CURRENT PAGE" section on the left with details about security levels and view restrictions. The main content area displays a "My Favorites" list with items like "BSB Intern Guidebook (OMB)" and "Useful First Day Information (OMB)". The bottom navigation bar includes links for "Budget Analysis Branch", "Budget Concepts Branch", and "Budget Review Branch".


What is MAX Document Services (MDS)?






- MDS is a set of services for
 - Creating excel reports
 - Assembling and comparing documents
 - Format conversions
 - Co-editing documents
- Supports visible tools
 - Community
 - Collect
 - Analytics




Co-Editing in Community


▼  original document.docx (107 kB, v.1)




 Scott Carson (OMB,Ctr) on Apr 28, 2016 at 03:35 PM

View  Edit  Edit Comment  Email Me  Lock  History (1)


Rename Move Copy Hide **Enable Co-Editing** Delete


▼  original document.docx (107 kB, v.1)


 Scott Carson (OMB,Ctr) on Apr 28, 2016 at 03:35 PM


View  Edit  Email Me  History (1)






Copy Disable Co-Editing **Co-Editing Enabled**

▶  original document.docx (107 kB, v.1)

 BEING EDITED BY [SCOTT CARSON \(OMB,CTR\)](#) (AND OTHERS) STARTING AT 01:16 PM ON APR 29, 2016
LAST SAVED BY [SCOTT CARSON \(OMB,CTR\)](#) AT 03:35 PM ON APR 28, 2016

▼  MAX_Capabilities_Overview_Latest.pptx (4.4 MB, v.119)

 Peter Hewitt(OMB, Ctr) on Feb 29, 2016 at 10:47 AM

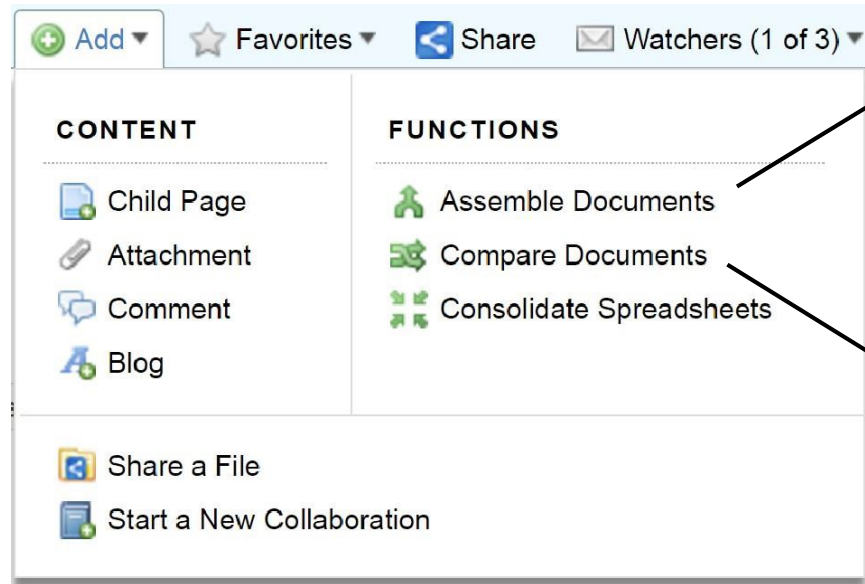
View  Edit  Edit Comment  Email Me  Lock  History (119)

Rename Move Copy Hide Delete

Version

119	4.4 MB	Current - 10:47 AM on Feb 29, 2016 by Peter Hewitt(OMB, Ctr)
118	4.3 MB	04:43 PM on Feb 17, 2016 by Rachael Kim(OMB)
117	4.4 MB	03:22 PM on Jan 29, 2016 by Peter Hewitt(OMB, Ctr)
116	4.4 MB	04:52 PM on Dec 21, 2015 by Taylor Urbanski(OMB, Ctr)
115	4.4 MB	08:18 AM on Nov 09, 2015 by Rachael Kim(OMB)
114	4.4 MB	08:14 AM on Nov 09, 2015 by Rachael Kim(OMB)
113	4.1 MB	02:46 PM on Nov 06, 2015 by Rachael Kim(OMB)
112	4.1 MB	02:45 PM on Nov 06, 2015 by Rachael Kim(OMB)
111	4.1 MB	02:05 PM on Nov 06, 2015 by Rachael Kim(OMB)
110	4.1 MB	02:04 PM on Nov 06, 2015 by Rachael Kim(OMB)
109	4.1 MB	03:26 PM on Oct 17, 2015 by Andrew Schoenbach(OMB) (INACTIVE)
108	4.1 MB	01:41 PM on Oct 17, 2015 by Andrew Schoenbach(OMB) (INACTIVE)
107	4.2 MB	05:23 PM on Oct 16, 2015 by Rachael Kim(OMB)

Document Assemble and Document Compare (Merge)



Assemble multiple Word, Excel, PDF, image, and PowerPoint into a single integrated Word document



Compare multiple Word documents against a starting document; Merge them into a new document

Track Changes (with attribution) will highlight differences



Document Compare

Revisions

19 REVISIONS

Ed. I Tor (DHHS) Inserted
last

R. E. Viewer (TREASURY) Inserted
General Manager

R. E. Viewer (TREASURY) Inserted
sleet

R. E. Viewer (TREASURY) Deleted
spit

Ed. I Tor (DHHS) Inserted
great

Ed. I Tor (DHHS) Deleted
fine

R. E. Viewer (TREASURY) Inserted
some

R. E. Viewer (TREASURY) Deleted
a

R. E. Viewer (TREASURY) Inserted
with little fanfare

R. E. Viewer (TREASURY) Deleted
unannounced

Ed. I Tor (DHHS) Inserted
fibbed

Ed. I Tor (DHHS) Deleted
lied

Ed. I Tor (DHHS) Formatted
Font: Italic

R. E. Viewer (TREASURY) Inserted
an unkempt

Carson, Scott (Contractor) Inserted
a shaggy

Ed. I Tor (DHHS) Inserted
Mohawk


Ed. I Tor (DHHS) Deleted
mohawk

R. E. Viewer (TREASURY) Inserted
few

R. E. Viewer (TREASURY) Deleted
no

Four years ago in L.A., Bryce Harper was first unleashed on major league baseball

In order for that day, four years ago last Thursday, to shape up properly, General Manager Mike Rizzo had to sit through the snow and sleet of a western New York spring to decide whether a 19-year-old outfielder could withstand the brilliant sunshine of Los Angeles, of Dodger Stadium, of the big leagues. In April 2012, the Washington Nationals were off to a great start, just as they are this season. But their offense was uneven, and their best hitter, Ryan Zimmerman, was out of the lineup with an ailing shoulder.



"We needed some spark," Rizzo said.

So he searched for one in Rochester, N.Y., where Bryce Harper played center field for the Syracuse Chiefs. Rizzo arrived with little fanfare, and for a day tried to fade into the furniture. But when he emerged for batting practice before one game, Harper saw him. The Nationals, Harper knew, were headed to L.A.

"Why are you here?" Harper remembers asking.

"I just wanted to watch you guys play," Rizzo fibbed.

"I'm like, 'Yeah, there's no chance you *want* to be here,'" Harper said. "I was definitely suspicious."

The suspicions were justified. After Rizzo watched three games in two days, the Nationals promoted Harper to the majors. Four years ago Thursday, Harper walked into Dodger Stadium and found his name on the lineup card, hitting behind second baseman Danny Espinosa and ahead of catcher Wilson Ramos, in seventh.

His hair was dark, in something of an unkempt a shaggy Mohawk. He had pedigree but few accomplishments. But he was a major leaguer.

"He was a kid," said Nationals outfielder Jayson Werth, the right fielder and No. 3 hitter that day — the position in both the lineup and the field Harper mans now.

R. E. Viewer (TREASURY)
Deleted: spit

Ed. I Tor (DHHS)
Deleted: fine

R. E. Viewer (TREASURY)
Deleted: a

R. E. Viewer (TREASURY)
Deleted: unannounced

Ed. I Tor (DHHS)
Deleted: lied

Ed. I Tor (DHHS)
Formatted: Font Italic

Ed. I Tor (DHHS)
Deleted: mohawk

R. E. Viewer (TREASURY)
Deleted: no

15

Multi-Stage Workflow for Reviewing and Tracking

Move Document Through Review Stages Using Simple Buttons

 **Status: Author Draft**

Status	View	Edit
<input type="button" value="Send for Branch Review"/>	Author, Branch Official	Branch Official
<input type="button" value="Send for Division Review"/>	Author, Branch Official, Division Official	Division Official
<input type="button" value="Send for Agency Review"/>	Author, Branch Official, Division Official, Agency Official	Agency Official
<input type="button" value="Approve"/>	Author, Branch Official, Division Official, Agency Official	Agency Official
<input type="button" value="Send for Author Re-Draft"/>	Author, Branch Official, Division Official, Agency Official	Author

Business users can create workflows and dashboards, including:

- Email notifications of status changes
- Permissions-based workflows (including editing vs. view only)
- Dashboards organized by status or document

Track Status of All Documents or Projects Automatically

MAX Search

Target search through advanced filtering:

- title/filename
- within page area
- additional terms within results
- location
- date range
- user
- keywords/labels

The screenshot shows the MAX Search interface. At the top, there is a navigation bar with links: Home, Find, Help, and Contact Us. A search bar on the right contains the text 'bsb' and a green 'Search' button. Below the search bar, there are tabs for 'All Content', 'Pages', 'Attachments', 'Comments', 'Blog Posts', and 'Users'. The 'Pages' tab is selected. On the left side, there is a 'Filter Your Search' section with checkboxes for 'Titles/Filenames Only', 'Any Word', 'Exact Match', and 'Originating Page and children'. Below this is a 'Search Within Results' section with an 'Additional term...' input field. Further down are 'Locations (spaces)' and 'Date' filters. The 'Date' filter has 'From' and 'To' date pickers. At the bottom left, there is a 'User' filter with a 'Search by User' input field and a 'Keywords (labels)' filter with a 'Keywords (labels)' input field. The main search results area displays a list of results. The first result is 'BSB INTERN GUIDEBOOK' with a 'PAGE' tag. The second result is 'MAX SYSTEM STAFF CONTACT REFERENCE LIST (BSB AND MAX CONTRACTORS ONLY)' with a 'PAGE' tag. The third result is 'BSB RESTRICTED' with a 'PAGE' tag. The fourth result is 'BSB PLANNING' with a 'PAGE' tag. The fifth result is 'BSB BIRTHDAYS' with a 'PAGE' tag. The sixth result is 'HOME (BSB IN MAXWIKI)' with a 'PAGE' tag.

Select particular content types

Structured Data Collection Tools

- MAX Jira – supports large data collections with a customizable UI and rich business rule integration
- MAX Survey – One time and multi-use tokenized surveys that can be sent to the general public
- MAX Collect – immediate PDF and Microsoft publication for smaller data collections
- All have direct integration with MAX business intelligence tools

THIRA/SPR Post-Assessment

Use this page to answer questions about the process you used in completing your THIRA and SPR. Enter answers in the appropriate cells below. The Journal Notes/Comment box at the bottom of the page is not part of your assessment, but you may optionally use it to record notes for future reference.

☒ This form is complete.

[See Prior Year's THIRA Data](#)
[See Prior Year's SPR Data](#)

[User Guide](#)
[Save](#)

THIRA/SPR Review

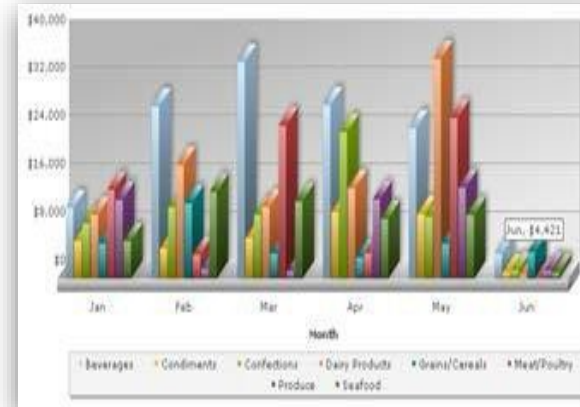
1. Which of the following types of governmental departments and agencies participated in the THIRA/SPR process, and how many departments/agencies of each type participated?

Department/Agency	Federal	State	Territory	County	UASI	Other City	Tribal	Other
Emergency Management / Homeland Security	0	7	0	0	0		0	
Fusion Center	0	01	0	0	0	0	0	
Law Enforcement / Public Safety	0	03	0	0	0	0	0	
Fire / EMS	0	0	0	0	0	0	0	
Public Health	0	01	0	0	0	0	0	
Historic / Cultural Resources	0	02	0	0	0	0	0	
Environment	0	02	0	0	0	0	0	
Transportation	0	01	0	0	0	0	0	
Agriculture	0	0	0	0	0	0	0	
Executive Branch	0	0	0	0	0	0	0	

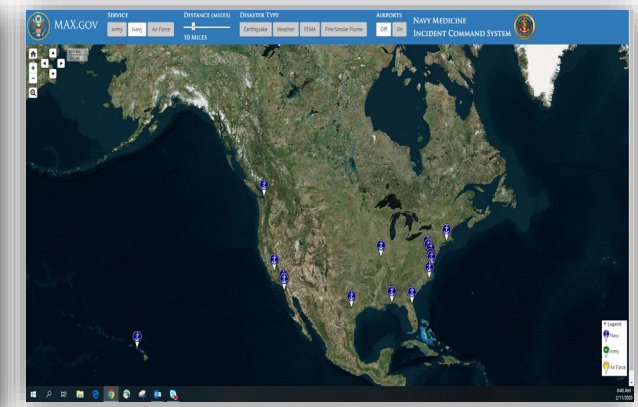
☐ N/A

Business Intelligence using MAX Analytics

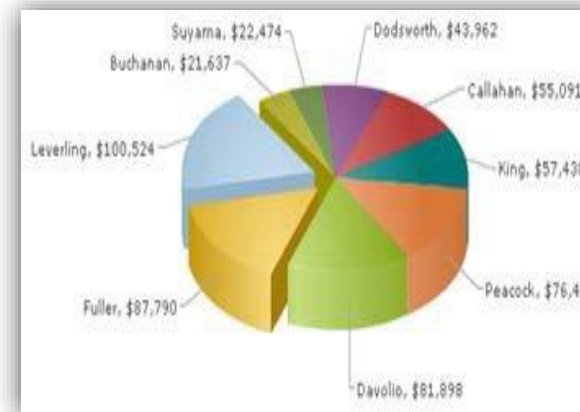
- Analyze and visualize data from MAX and external data sources
- Easy-to-use interface for queries, reports, 3D Charts, and Graphs, GIS mapping
- Data Cube functionality allows users to “slice and dice” data for real time analysis and review
- Publish Output in multiple formats, including PDFs, spreadsheets, and HTML with dynamic drilldown
- Dynamically integrate into the Community and other web dashboards



3D Bar Chart



GIS Map



3D Pie Chart

AGENCY	2021	2021-2025	2021	2021-2025	2021	2021-2025	2021	2021-2025
VHA	-	-	-	-	6	32	-	-
BVA	-	-	0	0	-	-	-8	-40
DOD	-	-	-	-	36,214	132,485	-	-
HHS-FDA	-	-	-	-	-	-	0	0
HRA	-	-	73,414	157,670	-	-	30,135,817	105,733,994
IRS	-	-	-	-	0	0	-	-
Interior-BLM	0	0	-	-	-	-	-	-
NCA	213,597	1,090,116	0	0	-	-	-	-
National Guard Bureau	-	-	-	-	-	-	72,672	357,290
OALC	-	-	-	-	-	-	0	0
OEI	-	-	0	0	-	-	-	-
OGC	71,199	363,372	72,259	151,682	-544,146	-3,011,039	19,563,021	97,942,377
OIT	-	-	0	0	-	-	-	-
OM	71,199	363,372	71,121	145,792	-542,084	-3,905,006	19,542,793	97,738,288
OMB	-	-	-	-	0	0	-	-
OPIA	-	-	-	-	-	-	0	0
OPM	-	-	-	-	11,780	-	-	-
TREASURY	-	-	-	-	8,509	53,399	-	-
VBA	142,388	726,744	0	0	-1,090,116	-8,384,720	-	-
VHA	-	-	71,138	145,990	-	-	58,064,806	203,351,087

Data Cube

Want to Learn More? Contact Us! We're Happy to Help.

Phil Wenger, Policy Lead

Philip_R._Wenger@omb.eop.gov, 202-395-5155

Mark Dronfield, MAX PMO Lead

Mark.A.Dronfield@omb.eop.gov

Jason Sawyer, MAX Partnership Manager

Jason.K.Sawyer@omb.eop.gov

Larry Nagl, Partnership Initiation Support

Larry_J._Nagl@omb.eop.gov, 202-395-5645

Brendan O'Meara, Partnership Initiation Support

Brendan_J_OMeara@omb.eop.gov, 202-395-2540